


FGASA BIRDING QUALIFICATIONS



The FGASA Birding Qualifications are divided into four categories:

- Local Bird Guide Certificate
- Regional Bird Guide Certificate
- National Bird Guide Certificate
- The SKS(Birding) Qualification



LOCAL BIRD GUIDE CERTIFICATE

At this level the Local Bird Guide:

- Is operating as a nature site guide specialising in bird guiding in a local area.
- May be working as a competent bird guide in a number of different sites. A Site usually refers to a particular Game or Nature reserve, National Park, Botanical Garden or Bird Sanctuary.
- Has attained a FGASA Field Guide (NQF2), Advanced Field Guide (NQF4), or the FGASA Specialist Field Guide qualification.
- Has been declared competent against the FGASA birding practical assessment.
- Has a valid, up-to-date recognised First Aid certificate.

How do I get a FGASA Local bird guide qualification?

Once you have attained either a FGASA Field Guide (NQF2) qualification or higher you will be eligible to apply to be practically assessed for the FGASA Local Bird Guide Certificate in a birding area of your choice.

The **practical assessment** for the Local bird guide certificate is carried out by a registered FGASA birding assessor in a guiding area of your choice. You will need to take the assessor on a guided birding experience in a limited geographical area (with or without paying clients), preferably with clients.

The practical assessment will be explained to you in detail by your assessor in the pre-assessment brief. The assessor will make sure that you know what you will be assessed on so that you may prepare yourself for this assessment. (*Refer to the FGASA Bird Guiding Learner workbook for details.*) Payment for your practical assessment is made directly to the assessor and does not come via the FGASA office.

There is no Slide and Sound assessment and no theory examination for the Local bird guide qualification.




Once you have been declared competent for the Local Bird Guide practical assessment you will have attained the FGASA Local Bird Guide Qualification for the specific site in which you have been assessed competent to guide in.

What learning materials do I need for the Local bird guide Certificate?

The following learning materials are **compulsory**:


Any **one** of the following **bird** books:

- Newman's Birds of South Africa – Sappi
- Sasol Birds of SA – Sasol.
- Roberts Field Guide to Birds of Southern Africa



Recommended reading to improve your knowledge:

- Beat about the bush Birds - Trevor Carnaby



REGIONAL BIRD GUIDE CERTIFICATE

At this level the Regional Bird Guide:

- Is operating as a nature bird guide in certain biomes or regions.
- Is assessed within different vegetation areas or biomes. A Regional Bird Guide at this level may be working as a competent bird guide in a number of different sites, areas or biomes. (*Refer to the list of areas below in the slide and sound assessments*).
- Has attained a FGASA Field Guide (NQF2), Advanced Field Guide (NQF4), or the FGASA Specialist Field Guide qualification.
- Has been declared competent against the relevant FGASA birding slide and sound assessments and the bird guiding skills practical assessment.
- Has a valid, up-to-date recognised First Aid certificate.

How do I get a FGASA Regional Bird guide Certificate?

Once you have attained either a FGASA Field Guide (NQF2) or higher Field Guide qualification you will then be eligible to apply to be practically assessed for the FGASA Regional Bird Guide Certificate by means of:

- The Regional Bird Guide **Workbook**
- The relevant Regional **Slide and Sound** assessment
- The **Core** Slide and Sound assessment
- A Bird Guiding Skills **practical** assessment

IMPORTANT: You will only be eligible for the Bird Guiding Skills practical assessment once you have been declared competent for the relevant Birding Slide and Sound assessments and the Regional bird guide workbook.

There is no theory examination for the Regional bird guide Certificate but there is a compulsory workbook.

The Practical Assessment

The **practical assessment** for the Regional Bird Guide Certificate is carried out by a registered FGASA birding assessor in a guiding area of your choice. You will need to take the assessor on a guided birding experience in a birding area of your choice (with or without paying clients), preferably with clients. The practical assessment will be explained to you in detail by your assessor in the pre-assessment brief. The assessor will make sure that you know what you will be assessed on so you may prepare yourself for this assessment. (*Refer to the FGASA Bird Guide study guide & workbook for details.*)

Payment for your practical assessment is made directly to the assessor and does not come via the FGASA office.

You can choose which vegetation areas/biomes you want to be assessed for. The Slide and Sound assessment will assess all the areas that you want to be assessed for, however the Practical birding skills assessment will take place in one area only in order to assess your bird guiding skills.

Once you have been declared competent for the relevant birding Slide and Sound assessments and the Birding skills practical assessment you will have attained the FGASA Regional Bird Guide Certificate for the specific area/Biome in which you have been assessed competent to guide in. The Regional Bird Guiding Certificate will reflect which areas the guide has been assessed competent to guide in. For example: Regional Bird Guide - Savanna.

Slide and Sound assessment

These assessments can only be done at prescribed venues and are not carried out at any of the FGASA National exam sittings. You will need to apply to the FGASA office in order to be assessed against the relevant Slide and Sound assessments. You will need to provide proof of payment for the slide and sound assessment to the FGASA office. These assessments can be carried out by a number of birding assessors or at the FGASA office.

The Slide assessment (visual identification)

This assessment consists of one compulsory section and then a choice of one or more biome/vegetation areas.

The compulsory section:

- **Core Slide Assessment** - 80 slides from the Species Core list (Birds that may be seen over the whole country)

Biome/ vegetation area

A choice of a minimum of **one** Biome / vegetation area must be answered.

- Savanna Biome: 80 species
- Montane Grassland: 25 species
- Karoo: 15 species
- Arid habitat: 20 species
- Marine: 20 species
- Forest: 30 species
- Fynbos: 15 species
- Albany Thicket: 70 species
- Special regions:
 - Namibia: 20 species (+Core +Arid)
 - Botswana: 20 species (+Core +Savanna)
 - Zimbabwe: 30 species (+Core +Savanna +Forest)
 - Mozambique: 30 species (+Core +Savanna +Forest)



The Sound assessment (Bird call identification)

The compulsory section:

- **Core Sound Assessment** - 80 calls from the Species Core list (Birds that may be seen/hear over the whole country).

Biome / vegetation area

A choice of a minimum of **one** Biome / vegetation area must be answered.

- Savanna Biome: 80 calls
- Montane Grassland: 25 calls
- Karoo: 15 calls
- Arid habitat: 20 calls
- Forest: 40 calls
- Fynbos: 15 calls
- Albany Thicket: 70 calls
- Marine: No sound test

- Special regions:
 - Namibia: 20 calls (+Core +Arid)
 - Botswana: 20 calls (+Core +Savanna)
 - Zimbabwe: 30 calls (+Core +Savanna +Forest)
 - Mozambique: 30 calls (+Core +Savanna +Forest)


What learning materials do I need for the Regional bird guide Certificate?

The following learning materials are **compulsory**:

1. FGASA Regional Bird Guide workbook
2. Beat about the Bush (Birds) – Trevor Carnaby

Any one of the following **bird** books:

- Newman’s Birds of South Africa – Sappi
- Sasol Birds of SA – Sasol.
- Roberts Field Guide to Birds of Southern Africa



Recommended to learn bird calls:

- The Roberts multimedia or any of the southern African Birding Apps are a good reference for bird calls.
- Book and CD – 500 common Bird Calls in Southern Africa by Doug Newman (*Can order this through the FGASA office*)



NATIONAL BIRD GUIDE CERTIFICATE

You will be eligible for the National Bird Guide Certificate if you:

- Have been assessed as competent for **all the areas/biomes** by means of the Slide and Sound Assessments (*Excluding the Neighbouring countries*)
 - Savanna Biome: 80 calls & 80 slides
 - Montane Grassland: 25 calls & 25 slides
 - Karoo: 15 calls & 15 slides
 - Arid habitat: 20 calls & 20 slides
 - Forest: 40 calls & 30 slides
 - Fynbos: 15 calls & 15 slides
 - Albany Thicket: 70 calls & 70 slides
 - Marine: 20 slides (*No calls test*)
- Have been assessed as competent for the **Core** slide and Sound Assessment
- Have been declared competent for the Birding **Workbook**
- Have been declared competent for the Regional Birding **Practical** Assessment

Bird Lists

The bird species you are required to know for all areas in the country and the neighbouring countries can be found in the **FGASA Bird Guide Learner Study guide & Workbook**. These lists will inform you of what species you need to know for the particular areas in terms of sight and sound identification. Ensure that you obtain the Core bird list as this will indicate which birds found nationally you would need to know for both the Core slide and sound assessments.

These bird lists can be **emailed to you** or you can obtain a copy of the lists **from the FGASA office**.

SKS (Birding) CERTIFICATE

At this level the Specialist Bird Guide:

- Is operating as a Specialist nature guide specialising in Birding.
- Has attained a **FGASA Specialist Field Guide qualification**.
- Has been declared competent against the birding theoretical assessment.
- Has been declared competent against the relevant birding sound and slide identification assessments.
- Has been declared competent against the bird guiding skills practical assessment.
- Has a valid, up-to-date recognised First Aid certificate.

The SKS (Birding) qualification requires the following:

- You must first have attained the FGASA **Specialist Field Guide Qualification**.
- You will be assessed by means of the SKS (Birding) **Theory examination**.
- You will be assessed by means of the relevant birding **Slide and Sound** assessment.
- You will be assessed by means of the Birding **Workbook**.
- You will be assessed by means of a Birding Skills **Practical** assessment.
(If you have already been declared competent for the Bird guiding practical at Regional level you **do not** have to do the practical again)

The SKS Birding qualification certificate will reflect which areas that you have been assessed competent to guide in. For example: “SKS-Birding: Savanna”. If you are assessed as competent for all the areas (biomes) you will be deemed an SKS–Birding National Guide.

The Slide and Sound Assessments


The Slide and Sound Assessments for the SKS (Birding) Qualification are as per the Regional Bird Guide Certificate process and requirements. (*Refer to the Regional Bird Guiding Certificate information*). HOWEVER; an open book slide assessment is included. It is important that you make use of as many bird books as you possibly can to do the Open book slide assessment.

SKS (Birding) Theory examination

The Syllabus for the SKS (Birding) Theory assessment

The theory assessment for the SKS-Birding qualification consists of a number of different modules based on the FGASA **workbook** and the reference “**Beat About The Bush Birds**” by Trevor Carnaby.

- Bird history, classification and conservation
- Bird Anatomy and Physiology (Flight & Design)
- Breeding
- Defence and survival
- Food and feeding methods
- Bird behaviour
- General birding knowledge



For details pertaining to the SKS (Birding) syllabus and assessment requirements refer to the FGASA Birding Learner Study guide and workbook.

HOW DO I GET A FGASA BIRDING QUALIFICATION?
Local bird guide / Regional Bird Guide / National Bird Guide and the SKS (Birding) Qualification

Do you have any one of the following FGASA qualifications: FGASA Field Guide (NQF2), Advanced Field Guide (NQF4), or the FGASA Specialist Field Guide qualification and are you a paid-up member?

You will not be able to attain a FGASA Bird Guide Certificate if you do not have a FGASA Field Guide certificate and if you are not a paid-up member.

